



NELSON COUNTY GOVERNMENT

November 2025 Updates

Nelson County – Kentucky
Tim Hutchins – County Judge Executive
PO Box 578 – One Court Square, 2nd Floor
Bardstown, KY 40004
502-348-1800
judge@nelsoncountyky.gov



Magistrate District #1: Keith Metcalfe
Magistrate District # 2: Adam Wheatley
Magistrate District #3: MT Harned
Magistrate District #4: Jeff Lear
Magistrate District #5: Jon Snow

Code Enforcement Report

November 2024			November 2025		
Building	17	\$3150.00	Building	26	\$4950.00
Electrical	52	\$86294.25	Electrical	51	\$6437.00
Encroachment	5	\$5000.00	Encroachment	10	\$10,000.00
Occupancy	1	\$75.00	Occupancy	2	\$150.00
Signs			Signs	2	\$50.00
Specialized	1	\$500.00			
Total:	76	\$95,019.25	Total:	91	\$21,587.00

HR, Payroll, Benefits Report

Number of New Hires	Number of Terminations	Vehicle Incidents	Worker's Comp Cases	Employee(s) Retired
4	4	4	7	2

Occupational License Report

	11/2024	11/2025
Net Profits	\$790.40	\$6559.55
Employee Fees	\$75,993.05	\$67,750.13
Total	\$78,518.12	\$74,309.68

- Entered all mail into the Eagle Tax Program, reconciled checks with daily reports, and filed paperwork.
 - 23 pages of reports processed
 - 29 new accounts have been processed, per applications received
- Assisted clients via phone, email, or in person with questions on delinquent reports, new accounts, and other inquiries.
- Entered data for new customers and sent letters/emails with filing requirements, due dates, account info, and net profits/employee withholding details.
- Communicate with customers & Salt River regarding bill payments, service changes, etc, regarding garbage accounts.
- Assist with code enforcement permitting as a backup when needed

County Attorney Report

- Prosecuted 627 cases in the District Court
- Assisted citizens in filing Mental Inquest Warrants, Guardianship, and Casey's law petitions
 - Reviewed 13 Citizen Complaints
 - Processed 8 Open Records Requests
- The Division of Child Support is maintaining a strong run in processing and enforcing child support
- Advised the following agencies with legal advice: Sheriff, Road, Coroner, Clerk, and Nelson Judge Executive's Office

Finance Report

- Accounts Receivable- Process accounts receivable transactions, ensuring accuracy and timely recording of payments
 - Landfill Rolloff Dumpster Billing- Record and send invoices to customers
- Prepare Departmental Monthly Reports- Compile departmental data to create comprehensive reports for public viewing
 - Safety Committee- Manage safety topics, review/assign training, and organize safety meetings
- Social Media Management- Oversee the creation and scheduling of social media content to engage with the community and promote activities and community awareness
- Garbage Payment Collection & Billing Verification- Comparing electric use data to identify households being billed for garbage services and determining which households are not being billed. Sending letters to customers and answering phone calls from the public regarding letters received.
 - Community Outreach Programs

Landfill Roll Off Dumpster Billing			
	>90 Days ((\$51,559.75 is assumed as uncollectable, dating earlier than 2021))	Total	
11/2025	\$ 73,758.79	\$ 573,088.19	13%
11/2024	\$ 94,304.68	\$ 531,713.80	18%
11/2023	\$ 49,122.86	\$ 461,253.66	11%
11/2022	\$ 56,341.03	\$ 352,688.42	16%
11/2021	\$ 68,891.37	\$ 296,109.44	23%
11/2020	\$ 43,595.48	\$ 261,489.56	17%

November 2024 Residential Garbage/Dumpster Billing			
# of accounts billed	Total Due (not including credits)	Current balance (not including credits)	Past Due Balance
14568	\$470,602.14	\$203,378.34	\$267,223.80

Animal Shelter Report

ANIMAL CONTROL/SHELTER MONTHLY UPDATE 2025														TOTAL YTD	
	JANUARY	FEBRUARY	MARCH	APRIL	MAY	JUNE	JULY	AUGUST	SEPTEMBER	OCTOBER	NOVEMBER	DECEMBER	TOTAL YTD	2024	
Service Calls	47	53	58	62	60	56	63	59	65	54	48		625	N/A	
After Hour Service Calls	4	3	6	8	6	8	6	8	8	1	0		58	N/A	
Dog Bites Reported	0	1	3	3	4	3	6	7	5	4	0		36	29	
Canine Intake Stray	41	33	46	29	46	52	38	36	38	34	34		427	415	
Canine Intake Surrender	5	13	12	17	11	15	5	4	15	8	6		111	93	
Feline Intake Stray	16	26	23	28	31	71	39	64	47	33	20		398	401	
Feline Intake Surrender	18	16	33	51	40	54	43	18	41	39	28		381	457	
Canine Return to Owner	11	10	15	18	15	8	3	5	13	8	13		119	89	
Feline Return to Owner	0	3	2	1	0	0	0	0	3	3	0		12	11	
Canine Adoption	12	15	13	11	15	10	13	9	14	18	13		143	104	
Feline Adoption	17	8	13	8	17	9	11	9	12	9	19		132	106	
Canine Rescue	3	0	4	17	3	8	1	4	1	7	2		50	81	
Feline Rescue	4	18	20	36	12	52	50	16	33	42	44		327	301	
Canine Euthanized	19	20	18	7	25	32	27	19	20	17	12		216	205	
Feline Euthanized	13	8	16	15	27	29	33	73	16	28	17		275	398	
Washington County Dogs	3	5	5	3	5	5	5	4	5	1	3		44	30	
Current Surrender List Residents	24	23	37	26	41	53	59	65	70	21	28		N/A	N/A	
Current Surrender List Canine	52	51	63	40	63	85	79	85	92	24	31		N/A	N/A	

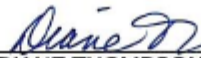
Coroner Report

	11/25	11/24	11/23
Total Coroner Calls	13	11	10
▪ Natural	8	10	7
▪ Suicide	4	0	1
▪ Homicide	0	0	0
▪ Undetermined	1	0	0
▪ Accident	0	1	2
Cremation Signatures	15		

- Meet the Neighbors Grief Support
 - Meeting 11/10- 7:00 @ Bloomfield Library
 - Meeting 12/8-7:00- New Hope Ball Park
 - Meeting 12/22- 7:00- Coroners Office

Circuit Clerk Report

I certify that this is a true and correct report of cash receipts, disbursements, balances, cases filed, and e-filings, for the month of November, 2025.


DIANE THOMPSON, Nelson Circuit Court Clerk

	BEGINNING BALANCE	CASH RECEIPTS	CASH DISBURSEMENTS	REFUNDS	ENDING BALANCE
1 DRIVERS LICENSE		0.00			
2 CHARGES FOR SERVICES		4,284.90			
3 EXPUNGEMENT FEES		0.00			
4 FELONY EXPGMENT FEE		0.00			
5 RESTITUTION FEES		653.85			
6 BOND FILING FEES		1,926.57			
7 BOND 10% FEE		350.00			
8 BOND FORFEITURES		100.00			
9 FISH & GAME FINES		50.00			
10 HWY WRZN SAFTY FINES		0.00			
11 ALCOHOL INTOX FINES		0.00			
12 ENERGY RECVRY RD FNE		0.00			
13 CRM/TRF COSTS		19,489.23			
14 CRM COST/APPROGRAM		20.00			
15 CRM/KSPIC COST		390.00			
16 CRM/TRF/CIV FINES		12,170.80			
17 HAND. PARKING FINES		0.00			
18 DUI SERVICE FEES		5.00			
19 DUI FEE CP		340.00			
20 DUI FEE IIF		312.00			
21 DUI FEE		1,064.00			
22 COURT FACILITIES FEE		4,440.00			
23 CIVIL FILING FEE		15,760.00			
24 ATJ FEE		2,210.00			
25 PA PARTIAL FEE		3,612.55			
26 INTEREST INCOME		113.72			
27 OVER/SHORT		7.00			
28 TOTAL STATE MONIES	97,599.39	67,299.62	97,599.39	0.00	67,299.62
29 JURY FUND	11,087.50	0.00	600.00	0.00	10,487.50
30 WITNESS FUND	100.00	0.00	0.00	0.00	100.00
31 BAIL BONDS	682,301.64	86,790.00	53,960.48	0.00	715,131.16
32 ALIMONY & SUPPORT	0.00	0.00	0.00	0.00	0.00
33 REST. & GARNISHMENT	35,587.49	13,713.69	13,914.48	0.00	35,386.70
34 CONDEMNATION	1,679,433.00	0.00	0.00	0.00	1,679,433.00
35 COLLECTED FOR OTHERS	211,306.56	32,519.59	31,402.15	0.00	212,424.00
36 LIBRARY FEE	292.00	222.50	292.00	0.00	222.50
37 TOTAL SAVINGS BALAN	2,717,707.58	200,545.40	197,768.50	0.00	2,720,484.48
38 SPECIAL ESCROW	0.00	0.00	0.00	0.00	0.00
39 TOTAL ALL FUNDS	2,717,707.58	200,545.40	197,768.50	0.00	2,720,484.48

Nelson County Circuit and District Court New Case Filings for November 2025

Year	Case Group	Case Category	Nov	Total
2025†	Circuit Civil	Civil Suit	36	36
		Foreclosure	4	4
		Other Circuit Civil	1	1
		Total	41	41
	Circuit Criminal	Total	36	36
	Domestic Relations	Adoption / Termination	7	7
		Domestic & Family	15	15
		Domestic Violence	11	11
		Interpersonal Protection	1	1
		OV Petition Denied	2	2
		IP Petition Denied	2	2
	Total	38	38	
	Juvenile	Abuse / Neglect	11	11
		Paternity	7	7
		Delinquency	3	3
		Total	21	21
	District Civil	Disability & Health	12	12
		Probate	20	20
		Forcible Detainer	5	5
		Small Claims	1	1
		Other District Civil	75	75
		Total	113	113
		District Criminal	Total	190
	District Prepayable	Felony	26	26
		Misdemeanor	41	41
		Traffic	123	123
		Total	190	190
	District Prepayable	Prepayable Misdemeanor	1	1
		Prepayable Traffic	79	79
		Total	80	80
	Year Total		519	519

Nelson County Circuit and District Court eFilings for November 2025

eFiling Summary Report - Overview - NELSON County

Num Of Days : 30

From: 10/5/2025 12:00:00 AM

To: 11/4/2025 12:00:00 AM

Submittals By Type

New eFilings	New eCitations	Subsequent eFilings	Judge Orders	Alias Summons	Return of Service
256	421	1890	503	44	243

Payments

Payment Type	Num of Payments	Total Cost	Avg Cost Per Filing
Credit Card Preauth	223	\$38,156.74	\$171.11
In Forma Pauperis	1	\$100.00	\$100.00
In Name of Commonwealth	4	\$375.20	\$93.80
Total	228	\$38,631.94	\$364.91

Attachments & Service

Total Filed	Total Pages	Avg Pages per Filing	Num of Service
541	7096	6	302

eFilers

Total Number of eFilers	Individual Number of eFilers	Avg Num of eFilings per Individual
1977	294	6

Treasurer Report

Nelson County Fiscal Court
Treasurer Report - All Funds Combined
 July through November 2025

	Jul - Nov 25	Budget	\$ Over Budget	% of Budget
Ordinary Income/Expense				
Income				
4100 · Taxes	7,697,702.86	12,478,000.00	(4,780,297.14)	61.7%
4300 · Excess Fees	38.74	458,000.00	(457,961.26)	0.0%
4400 · Licenses & Permits	240,581.87	470,700.00	(230,118.13)	51.1%
4500 · Intergovernmental Revenues	3,207,039.16	6,017,900.00	(2,810,860.84)	53.3%
4600 · Charges for Services	5,337,337.27	12,438,200.00	(7,100,862.73)	42.9%
4700 · Miscellaneous Revenues	1,030,033.32	2,076,600.00	(1,046,566.68)	49.6%
4801 · Interest	1,241.86	3,100.00	(1,858.14)	40.1%
4802 · Interest - Investments	3,543.16	40,500.00	(36,956.84)	8.7%
Total Income	17,517,518.24	33,983,000.00	(16,465,481.76)	51.5%
Gross Profit	17,517,518.24	33,983,000.00	(16,465,481.76)	51.5%
Expense				
5000 · General Government	1,212,764.73	2,650,300.00	(1,437,535.27)	45.8%
5100 · Public Protection	4,261,413.95	10,562,600.00	(6,301,186.05)	40.3%
5200 · General Health & Sanitation	2,281,936.87	7,339,900.00	(5,057,963.13)	31.1%
5300 · Social Services	30,560.09	82,400.00	(51,839.91)	37.1%
5400 · Recreation & Culture	685,815.39	1,609,300.00	(923,484.61)	42.6%
6100 · Roads	2,654,127.13	4,055,518.00	(1,401,390.87)	65.4%
6200 · Airports	12,000.00	12,000.00		100.0%
6300 · Transportation Services		253,000.00	(253,000.00)	
8000 · Capital Projects	1,606,179.60	2,605,654.00	(999,474.40)	61.6%
9000 · Administrative Expenses	3,599,724.84	7,116,500.00	(3,516,775.16)	50.6%
9200 · Transfers to Reserves		7,895,200.00	(7,895,200.00)	
Total Expense	16,344,522.60	44,182,372.00	(27,837,849.40)	37.0%
Net Ordinary Income	1,172,995.64	(10,199,372.00)	11,372,367.64	(11.5)%
Other Income/Expense				
Other Income				
4901 · Budgeted Carryover Fund Balance	7,537,399.76	6,699,372.00	838,027.76	112.5%
4901c · Budgeted Carryover Investment	3,721,475.75	3,500,000.00	221,475.75	106.3%
4909 · Transfers Out	(2,402,563.34)	(5,901,000.00)	3,498,436.66	40.7%
4910 · Transfers In	2,277,563.34	5,901,000.00	(3,623,436.66)	38.6%
Total Other Income	11,133,875.51	10,199,372.00	934,503.51	109.2%
Net Other Income	11,133,875.51	10,199,372.00	934,503.51	109.2%
Net Income	12,306,871.15		12,306,871.15	100.0%

Jailer's Report

Population Analysis By Classification And Sex 11/30/2025 to 11/30/2025

Classification Summary

Date	Totals	AS	CC-1	CD-1	CD-2	CD-3	CI	CIRCUIT COURT	COUNTY-DISTRICT	COURTESY HOLD	HIP	PAROLE VIOLATION	SPENCER COUNTY	SPENCER COUNTY	WASHINGTON COUNTY	WEEKEND	Grand Total
11/30/2025		5	4	9	5	5	6	54	44	3	1	1	2	1	3	3	146

Note: Report Revised to Include Inmates that are on TEMP status meaning out to court in other counties etc. to give a better picture of population.

Classification Specific Breakdown

Classification	Date	Totals	Female	Male	Total		
AS	11/30/2025			1	4	5	
CC-1	11/30/2025				4	4	
CD-1	11/30/2025				9	9	
CD-2	11/30/2025				5	5	
CD-3	11/30/2025			1	4	5	
CI	11/30/2025				6	6	
CIRCUIT COURT	11/30/2025			7	47	54	
COUNTY-DISTRICT	11/30/2025				5	39	44
COURTESY HOLD	11/30/2025				1	2	3
HIP	11/30/2025					1	1
PAROLE VIOLATION	11/30/2025					1	1
SPENCER COUNTY	11/30/2025				2		2
SPENCER COUNTY WORK	11/30/2025					1	1
WASHINGTON COUNTY	11/30/2025				3		3
WEEKEND	11/30/2025				2	1	3
Grand Total				22	124	146	

2023: Booking and Releases
Booked: 1,887
Released: 1,856

2024: Booking and Release
Booked: 1882
Released: 1876

2025 to Present: Bookings and Release
Booked: 1785
Released: 1707

State: 35
County: 105
Washington County: 3
Spencer County: 3
Mercer: 0

State Inmate Revenue Per Day: \$ 1,236.90
Regional Inmate Revenue Per Day: \$ 192.00

Circuit Court: 54
District Court: 44

Recidivism Rate: 57.53 % (2 Year Look-Back)

Average Length of Stay: 104/Days
Average Length of Stay Felony: 117/Days
Average Length of Stay Misdemeanor: 59/Days

Over Population: 43.14%
Over Population Males: 31.91%
Over Population Females: 175%

Work Program (Start February 27, 2023) (November 2025) -
Total Inmate Hours Worked: 73,434
Total Inmate Work Days (per inmate): 8,179
Labor Savings @ 20 dollars/hour = \$ 1,468,680

State Inmate Workers (Outside)
CC-1 = 4
CD-1 = 9
CD-2 = 5
AS = 5
Total = 23

State Inmate Workers (Inside - Medium)
CD-3 = 5

Inmates Awaiting Classification: 5



Fiscal Court Report
November 2025

Note:
Violent Felony Charges: 19
Sex Offender Charges and/or Charges Against Children: 10

Note:
1) Jail Fully Staffed.
2) Partnering with (2) local organizations to start community garden for 2026 more details soon.

3) Inmate work crew hired extra part time Deputy to assist at animal control on the weekends with inmates cleaning and assisting.

4) Inmate work program as exceeded 1.3 Million in Labor.

Inmate(s) requiring medical clearance before acceptance into facility:

2024:
Bookings: 1882
Inmates sent for clearance: 13
Percentage of Bookings: 0.69%

2025:
Bookings: 1785
Inmates sent for clearance: 22
Percentage of Bookings: 1.25%

Jailer's Free Work to the County (Information Technology) Work:
"IT Work:"
Nelson County Correctional Center: 307
Judge Executive Office: 20
Nelson County Clerk: 1
Nelson County Sheriff's Office: 56
Nelson County Coroner: 1
Nelson County Planning and Zoning: 1
Nelson County Road Department: 3
Nelson County Animal Control: 7
Total Hours: 396 / Savings @ \$80 hr = \$ 31,680

EMS Report

12/11/2025

Monthly EMS Report
November 2025

Areas	Monthly Completed Runs	Monthly No Transport / Pending	Monthly Total Calls	Year-To-Date Total Calls	Monthly Charges	Year-To-Date Charges (Fiscal Year)	Average Charge per Run for Month	Average Charge per Run Year-to-Date (Fiscal Year)
TOTAL	541	94	635	3250	\$ 750,818.48	\$ 3,882,337.93	\$ 1,182.39	\$ 1,194.57
Average Per Day	18.0	3.1	21.2	21.2	\$ 25,027.28	\$ 25,374.76		
Gross Income (YTD)						\$ 1,353,725.00	2024 = 1,360,701	
Collection Per Run (YTD)						\$ 416.53	2024 = 400.68	
Cost Per Run (YTD)						\$ 600.22	2024 = 527.89	
Difference (YTD)						\$ (183.69)	2024 = (127.21)	
Total Fees Collected for Month					\$	219,531.23		
Average Loaded Mileage Per Run						19.04		
Returns To Station 1 / Browns Lane / Culvertown						82		
Overdose Chief Complaint per CAD (Dispatch)						10		
EMS Documented Poisoning / Drug Ingestion						4		
Emergency Scene Responses						412		
Emergency Inter-Facility Transfers from Flaget						7		
Non-Emergent Scene Responses						28		
Non Emergent Inter-Facility Transfers from Flaget						106		
Average Total Call Time						1:05:34		
Average Call Received to On Scene						11:31		
Previous Year 2024		Totals	614	3396	\$ 514,183.64	\$ 3,729,848.86		
<i>Difference From Current Year</i>			21	-146	\$ 236,634.84	\$ 152,489.07		
Previous Year 2023		Totals	615	3314	\$ 875,537.80	\$ 4,044,963.81		
<i>Difference From Current Year</i>			20	-64	\$ (124,719.32)	\$ (162,625.88)		
Previous Year 2022		Totals	574	2654	\$ 552,405.13	\$ 2,537,993.88		
<i>Difference From Current Year</i>			61	596	\$ 198,413.35	\$ 1,344,344.05		
Previous Year 2021		Totals	641	3204	\$ 527,789.15	\$ 2,769,246.59		
<i>Difference From Current Year</i>			-6	46	\$ 223,029.33	\$ 1,113,091.34		
Previous Year 2020		Totals	647	3327	\$ 532,436.86	\$ 2,517,460.89		
<i>Difference From Current Year</i>			-12	-77	\$ 218,381.62	\$ 1,364,877.04		
LIFT ASSIST	18			Previous Month	16	Same Month Last Year	9	

November 2025

Sheriff's Report

General Detective Year to Date Stats

CC/Citation	Indictments	Resolved?	Unresolved	Total Cases
18	61	134	13	186

Narcotic Detectives Year to Date Stats

CC/Citation	Indictments	Search Warrant	Total Cases	Arrest
16	18	17	8	29

Death Investigations: 5

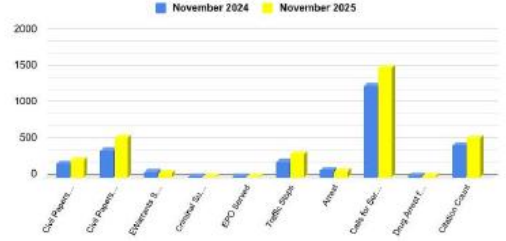
Evidence Room Stats:
Evidence entered: 74
Destruction: 84
Released property: 9
Expungements: 19
Evidence out to lab: 17
Evidence in from lab: 21
Orders waiting on CA: 7

Open Records: 8

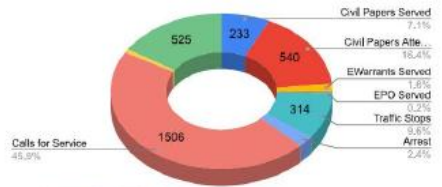
Monthly Stats Annual Comparison November 2024/2025

	November 2024	November 2025
Civil Papers Served	188	233
Civil Papers Attempted	364	540
EWarrants Served	62	51
Criminal Summons Served	9	4
EPO Served	4	7
Traffic Stops	214	314
Arrest	87	79
Calls for Service	1259	1506
Drug Arrest from Traffic Stop	19	25
Citation Count	439	525
Collision Reports		
Non-Injury	32	44
Injury	3	4
Fatal	0	1
Total	35	49

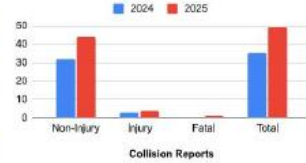
November 2024 and November 2025



November 2025



November 2024/2025



Vehicle Inspections: 205

Transports: 26

Planning & Zoning

ZONING COMPLIANCE PERMITS	Jan-25	Feb-25	Mar-25	Apr-25	May-25	Jun-25	Jul-25	Aug-25	Sep-25	Oct-25	Nov-25	Dec-25	Totals by Type
Accessory Structure	6	14	29	16	21	25	23	21	21	20	16		212
Accessory Use Structure Addition	2	0	1	1	2	0	0	5	2	2	0		15
Accessory Use Structure Demo	0	0	0	0	0	0	0	1	0	1	1		3
Ag Structure	0	0	0	0	0	5	5	8	3	1	1		23
Accessory Dwelling	2	0	0	0	0	0	0	0	0	0	0		2
Cell Tower Upgrade	0	0	0	0	0	0	0	2	0	0	0		2
Change of Use	1	0	0	1	8	7	14	4	3	4	1		43
Commercial Alterations	0	0	5	4	1	0	5	3	3	2	3		26
Commercial Structure	2	3	0	2	2	2	3	3	3	1	0		21
Commercial Structure Demo	0	0	0	0	0	2	1	0	0	0	0		3
Industrial Structure	0	3	0	1	0	0	1	0	1	2	0		8
Manufactured Home (Single & Double)	0	2	1	4	0	1	0	2	1	2	0		13
Multi-Family Residential	0	0	3	0	0	0	0	0	3	1	0		7
Renovation	0	0	0	0	0	0	0	0	0	0	2		2
Single Family Demolition	0	0	1	0	1	1	1	0	0	0	1		5
Single Family Residential	7	16	16	23	13	19	13	24	15	14	14		174
Single Family Accessory Dwelling (ADU)	5	2	2	2	2	0	1	1	0	2	0		17
Single Family Addition	0	0	11	9	2	12	4	14	13	5	3		73
Single Family Alterations	0	0	2	1	3	4	3	0	2	1	0		16
Single Family Townhouse	0	0	0	0	0	0	0	0	0	0	0		0
Temporary Tent	0	0	0	0	0	3	1	7	0	1	0		12
Monthly Totals	25	40	71	64	55	81	75	95	70	59	42	0	677

Landfill Report

- Christmas Schedule
 - Landfill will be shut down on Thursday, December 25th and January 1st. Garbage will be on a one-day delay and picked up on Friday & Saturday.
- Litter Abatement Grant
 - Last few non-profit groups to complete roadside cleanup projects
- Equipment
 - The rear end is out on the backup compactor. Currently pricing repairs/replacements.

Engineering & Facility Report

1. Waterlines

- a. Hurricane Hills/Masden Road Waterline Project
 - i. James Lane Waterline- Complete
 - ii. Hurricane Hills South Road (phase 2) Mainline- Complete
 - iii. Masden Road (phase 1)- Complete
 - iv. Hurricane Hills North (phase 3)- Complete
 - v. Pressure testing & water quality testing passed, final closeout docs
 - vi. Finishing paving last driveways/Final cleanup this week/next
- b. Thornsberry Lane
 - i. Waterline installed, meters installed- Project Complete
- c. Robert Taylor Lane
 - i. Waterline installed, meters installed- Project Complete

2. Internet

- a. Strand up, overhead lashing approximately 75% complete for Fiber on N. Stillwell, S. Stillwell & Vittitow Ford. Probably 1-2 months project should be finished.
- b. No updates from Charter on South End projects along Hwy 49. Indicated waiting on Salt River to change out utility poles to taller poles for proper clearance. Approx. 1,200 poles requested to be changed out in Nelson County.

3. Old Courthouse

- a. 1st & 2nd Floor HVAC installed.
- b. Repairs to drywall/plaster complete
- c. Primer and 1-coat of paint completed.
- d. Electric ~ 75% complete.
- e. Drop Ceiling grid and tiles planning to be completed by 12-19-25.
- f. Flooring prep. To begin on 12/15/25.

4. County Clerk Office, Sheriff Building, Jail & Justice Center flat roofs.

- a. Jail Roof 90-95% complete. Waiting on metal coping for parapet wall.
- b. Old Courthouse Roof 95% complete.
- c. Contractor going to Clerk's office next.

5. Stevens Lane Bridge

- a. Abutments and bridge Deck poured.
- b. Abutment forms to be removed week of 12/15/25.
- c. Road approaches widening to begin 12/18/25 pending weather.
- d. Estimated 3-4 weeks for concrete curing and bridge opening.

6. Sullivan Lane Bridge

- a. Bridge concrete deck beams removed and replaced on 12/12/25.
- b. Still need to pour a concrete deck on top of concrete box beams.

Road Department Report

- Asphalt Milling & Patching
 - Twell Creek Rd
 - Masden Rd
 - Gaddy's Ford Rd
- Demolished & disposed of the house in Boston beside the Community Center
- Repaired a sinkhole on Hutchins Ln
- Repaired a cross-drain culvert at 3000 Bennetts Ln
- Placed rock at the turnaround at 265 W.T. Thompson Rd
- Shoulder & Ditch Work
 - Repaired shoulder at 591 Ritchie Ln with asphalt millings
 - Clipped shoulders on Airport Rd near landfill & hauled excess dirt to the landfill for cover
 - Repaired shoulder at the end of Joe Nalley Rd
- Trees
 - Cut & removed a large dead sycamore tree on Flats Rd
 - 1276 Shady Ln
 - 630 Old Nelsonville Rd
- Road Repair
 - Graded & hauled multiple loads of DGA to Flats Rd
 - Graded & hauled multiple loads of DGA to Cecil Ridge Rd
- On December 1st, we had snow come in, but with warmer temperatures, it plowed off well without using any salt
- On December 12th, we got about 4 inches of snow in the northern end of the county and probably a couple of inches in the southern parts. With warmer temperatures, it plowed off well with only using very little salt.
- We spent a couple of days repairing potholes in the county. Potholes regularly appear after winter storm events. WE encourage the public to report any potholes on county-maintained roads to the Nelson County Road Department at 502-348-1880.

County Clerk Report

Motor Vehicle Transactions

Registration Action	Column Type	2024 NOVEMBER	2025 NOVEMBER
Decal Replacement	Number by Month	20	17
Registration Reprint with Fee	Number by Month	0	0
Registration Reprint with No Fee	Number by Month	68	0
First Time New	Number by Month	561	547
Out of State	Number by Month	110	101
Renewals	Number by Month	2433	2641
Transfer	Number by Month	7	5
Weight Change	Number by Month	9	5
LIENS	Number by Month	337	300
Totals	Number by Month	3545	3616

Recording Department

Registration Action	Column Type	2024 NOVEMBER	2025 NOVEMBER
Articles of Incorporation	Number by Month	2	2
Bail Bond	Number by Month	0	0
Bail Bond Release	Number by Month	0	0
Plat	Number by Month	12	10
Affidavit of Descent	Number by Month	5	1
Agreement	Number by Month	3	3
Corrected Affidavit of Descent	Number by Month	0	0
Contract	Number by Month	1	0
Protective Covenant	Number by Month	0	1
Amended Protective Covenant	Number by Month	0	0
Deed Affidavit	Number by Month	0	1
Deed	Number by Month	153	114
Deed of Correction	Number by Month	4	1
Easement	Number by Month	1	2
Lease	Number by Month	0	1

Power of Attorney	Number by Month	10	15
Easement Release	Number by Month	0	0
City Lien	Number by Month	0	0
City Lien Release	Number by Month	2	0
Encumbrance	Number by Month	27	27
Amended Encumbrance	Number by Month	0	0
Encumbrance Release	Number by Month	10	28
Federal Tax Lien	Number by Month	3	2
Federal Tax Lien Release	Number by Month	3	1
Guardianship Order	Number by Month	7	6
State Tax Lien	Number by Month	8	2
State Tax Lien Release	Number by Month	13	7
Tax Lien Assignment	Number by Month	0	2
Tax Lien	Number by Month	0	0
Tax Lien Release	Number by Month	10	15
Fixture Filing Assignment	Number by Month	0	0
Fixture Filing Continuation	Number by Month	0	1
Fixture Filing Partial Release	Number by Month	0	0

Fixture Filing Release	Number by Month	7	3
Fixture Filing	Number by Month	4	6
Marriage License	Number by Month	21	20
Assumed Name	Number by Month	1	1
Affidavit of Conversion	Number by Month	1	0
Land Use Restrictions	Number by Month	8	0
Miscellaneous Record	Number by Month	0	0
Name Change	Number by Month	3	3
Mechanics Lien	Number by Month	0	0
Mechanics Lien Release	Number by Month	0	2
Assignment	Number by Month	9	16
Assumption Agreement	Number by Month	0	1
Mortgage	Number by Month	73	89
Mortgage Amendment	Number by Month	0	1
Mortgage Modification	Number by Month	4	3
Mortgage with Assignment	Number by Month	67	49
Partial Release	Number by Month	8	9
Release	Number by Month	152	96

Assignment of Rents/Leases	Number by Month	10	3
Subordination Agreement	Number by Month	2	4
Notary Bond	Number by Month	11	15
Certified Copy	Number by Month	11	8
Copy	Number by Month	26	23
Delinquent Tax Payment	Number by Month	29	18
Transit Merchant	Number by Month	0	0
Order/No Fee	Number by Month	4	2
Will Disclaimer	Number by Month	0	0
Will	Number by Month	10	11
Total		735	625

Dispatch Report

November Dispatch Report

2025 Calls for Service (CFS) YTD	63291	+4288
2025 Monthly November Calls for Service	5751	+237
Emergent	1180	-50
<u>Non Emergent</u>	4571	+287
Call answer time	:03 sec	

2024 Calls for Service (CFS) YTD	59003
2024 Monthly November Calls for Service	5514
Emergent	1230
<u>Non Emergent</u>	4284
Call answering time	:03 sec

- Staffing
 - Currently have 2 part-time employees in training. C. Nevitt completes training on or before 12/29. B. Chesser is in week 2 of in-house training
- Equipment
 - Replacing all CPE units in preparation for new CAD 10-8 systems. This is funded through an awarded state grant.
 - Will be installing new admin phone lines for dispatch. This will give us 6 admin lines compared to 2.
- Recognition
 - C. French, K. Ball, C. Masterson= Noevermber Dispatchers of the Month. They worked the officer-involved incident.