



NELSON COUNTY GOVERNMENT

December 2025 Updates

Nelson County – Kentucky
Tim Hutchins – County Judge Executive
PO Box 578 – One Court Square, 2nd Floor
Bardstown, KY 40004
502-348-1800
judge@nelsoncountyky.gov



Magistrate District #1: Keith Metcalfe
Magistrate District # 2: Adam Wheatley
Magistrate District #3: MT Harned
Magistrate District #4: Jeff Lear
Magistrate District #5: Jon Snow

Code Enforcement Report

DECEMBER 2024			DECEMBER 2025		
Building	13	\$2400.00	Building	13	\$2750.00
Electrical	80	\$24936.56	Electrical	42	\$4355.00
Encroachment	3	\$3000.00	Encroachment	8	\$8000.00
Occupancy	0		Occupancy	1	\$75.00
Signs	0		Signs	0	0
Specialized	0				
Total:	96	\$30,336.56	Total:	64	\$15,180.00

HR, Payroll, Benefits Report

Number of New Hires	Number of Terminations	Vehicle Incidents	Worker's Comp Cases	Employee(s) Retired
6	2	1	3	0

Occupational License Report

	12/2024	12/2025
Net Profits	\$5,253.12	\$4,426.43
Employee Fees	\$29,575.41	\$29,122.68
Total	\$34,828.53	\$33,549.11

- Entered all mail into the Eagle Tax Program, reconciled checks with daily reports, and filed paperwork.
- Assisted clients via phone, email, or in person with questions on delinquent reports, new accounts, and other inquiries.
- Entered data for new customers and sent letters/emails with filing requirements, due dates, account info, and net profits/employee withholding details.
- Communicate with customers & Salt River regarding bill payments, service changes, etc, regarding garbage accounts.
- Assist with code enforcement permitting as a backup when needed

Finance Report

- Accounts Receivable- Process accounts receivable transactions, ensuring accuracy and timely recording of payments
 - Landfill Rolloff Dumpster Billing- Record and send invoices to customers
- Prepare Departmental Monthly Reports- Compile departmental data to create comprehensive reports for public viewing
 - Safety Committee- Manage safety topics, review/assign training, and organize safety meetings
- Social Media Management- Oversee the creation and scheduling of social media content to engage with the community and promote activities and community awareness
- Garbage Payment Collection & Billing Verification- Comparing electric use data to identify households being billed for garbage services and determining which households are not being billed. Sending letters to customers and answering phone calls from the public regarding letters received.
 - Community Outreach Programs

Roll Off Dumpster Billing

2021 - 2025 Invoice Comparison

Month	2021	2022	2023	2024	2025
January	\$ 259,052	\$ 241,794	\$ 295,822	\$ 332,109	\$ 353,608
February	\$ 219,920	\$ 238,571	\$ 287,709	\$ 346,063	\$ 328,702
March	\$ 323,024	\$ 325,518	\$ 360,247	\$ 364,439	\$ 427,839
April	\$ 325,321	\$ 291,892	\$ 352,779	\$ 419,998	\$ 413,648
May	\$ 259,052	\$ 304,238	\$ 395,990	\$ 410,581	\$ 396,119
June	\$ 310,950	\$ 307,533	\$ 383,363	\$ 377,790	\$ 371,224
July	\$ 272,001	\$ 286,140	\$ 351,713	\$ 420,097	\$ 420,757
August	\$ 301,624	\$ 315,816	\$ 421,145	\$ 392,184	\$ 448,271
September	\$ 290,136	\$ 286,956	\$ 360,104	\$ 358,285	\$ 472,407
October	\$ 222,057	\$ 297,207	\$ 356,940	\$ 415,186	\$ 454,812
November	\$ 271,698	\$ 285,898	\$ 356,732	\$ 347,654	\$ 375,062
December	\$ 276,510	\$ 284,927	\$ 319,223	\$ 347,323	\$ 416,866
	\$ 3,331,345	\$ 3,466,490	\$ 4,241,767	\$ 4,531,709	\$ 4,879,315

December 2025 Residential Garbage/Dumpster Billing

# of accounts billed	Total Due (not including credits)	Current balance (not including credits)	Past Due Balance
14450	\$481,961.38	\$208,194.68	\$273,766.70

Animal Shelter Report

ANIMAL CONTROL/SHELTER MONTHLY UPDATE 2025														
	JANUARY	FEBRUARY	MARCH	APRIL	MAY	JUNE	JULY	AUGUST	SEPTEMBER	OCTOBER	NOVEMBER	DECEMBER	TOTAL YTD	TOTAL YTD 2024
Service Calls	47	53	58	62	60	56	63	59	65	54	48	45	670	N/A
After Hour Service Calls	4	3	6	8	6	8	6	8	8	1	0	4	62	N/A
Dog Bites Reported	0	1	3	3	4	3	6	7	5	4	0	2	38	29
Canine Intake Stray	41	33	46	29	46	52	38	36	38	34	34	34	461	497
Canine Intake Surrender	5	13	12	17	11	15	5	4	15	8	6	1	112	120
Feline Intake Stray	16	26	23	28	31	71	39	64	47	33	20	30	428	490
Feline Intake Surrender	18	16	33	51	40	54	43	18	41	39	28	50	431	557
Canine Return to Owner	11	10	15	18	15	8	3	5	13	8	13	11	130	89
Feline Return to Owner	0	3	2	1	0	0	0	0	3	3	0	2	14	12
Canine Adoption	12	15	13	11	15	10	13	9	14	18	13	9	152	126
Feline Adoption	17	8	13	8	17	9	11	9	12	9	19	11	143	150
Canine Rescue	3	0	4	17	3	8	1	4	1	7	2	2	52	95
Feline Rescue	4	18	20	36	12	52	50	16	33	42	44	34	361	369
Canine Euthanized	19	20	18	7	25	32	27	19	20	17	12	14	230	254
Feline Euthanized	13	8	16	15	27	29	33	73	16	28	17	19	294	473
Washington County Dogs	3	5	5	3	5	5	5	4	5	1	3	5	49	40
Current Surrender List Residents	24	23	37	26	41	53	59	65	70	21	28	30	N/A	N/A
Current Surrender List Canine	52	51	63	40	63	85	79	85	92	24	31	34	N/A	N/A

Coroner Report

	12/25	12/24
Total Coroner Calls	9	11
▪ Natural	6	13
▪ Suicide	1	1
▪ Homicide	0	0
▪ Undetermined	0	0
▪ Accident	1	2
Cremation Signatures		

Yearly Totals	2025	2024
Natural	94	105
Homicide	0	0
Suicide	12	9
Accident	22	23
Undetermined	2	1
Total Cases	130	138

Manner	2023	2024	2025
Overdose	17	10	5
Suicide	8	9	12
Undetermined	1	0	2

If non-fatal drug overdose is taken to out of county hospital, coroner is not notified if death occurs
 Undetermined (Suicide v Overdose) with use of drugs

Circuit Clerk Report

I certify that this is a true and correct report of cash receipts, disbursements, balances, cases filed, and e-filings, for the month of December, 2025.


DIANE THOMPSON, Nelson Circuit Court Clerk

	BEGINNING BALANCE	CASH RECEIPTS	CASH DISBURSEMENTS	REFUNDS	ENDING BALANCE
1 DRIVERS LICENSE		0.00			
2 CHARGES FOR SERVICES		5,337.05			
3 EXPUNGEMENT FEES		100.00			
4 FELONY EXPGMENT FEE		0.00			
5 RESTITUTION FEES		476.39			
6 BOND FILING FEES		2,340.00			
7 BOND 10% FEE		150.00			
8 BOND FORFEITURES		1,100.00			
9 FISH & GAME FINES		100.00			
10 HWY WKEN SAFTY FINES		0.00			
11 ALCOHOL INTOX FINES		50.00			
12 ENERGY RECVRY RD FNE		0.00			
13 CRM/TRF COSTS		22,223.03			
14 CRM COST/APP/PROGRAM		(20.00)			
15 CRM/KSPIC COST		440.00			
16 CRM/TRF/CIV FINES		15,428.00			
17 HAND. PARKING FINES		0.00			
18 DUI SERVICE FEES		0.00			
19 DUI FEE GF		635.00			
20 DUI FEE IIF		554.00			
21 DUI FEE		2,544.00			
22 COURT FACILITIES FEE		5,463.00			
23 CIVIL FILING FEE		20,095.00			
24 ATJ FEE		2,940.00			
25 PA PARTIAL FEE		3,138.00			
26 INTEREST INCOME		111.09			
27 OVER/SHORT		0.77			
28 TOTAL STATE MONIES	67,299.62	83,205.33	67,299.62	0.00	83,205.33
29 JURY FUND	10,487.50	2,512.50	9,225.00	0.00	3,775.00
30 WITNESS FUND	100.00	0.00	0.00	0.00	100.00
31 BAIL BONDS	715,131.16	603,279.00	91,084.83	0.00	1,227,325.33
32 ALIMONY & SUPPORT	0.00	0.00	0.00	0.00	0.00
33 REST. & GARNISHMENT	35,386.70	10,231.02	12,951.43	0.00	32,666.29
34 CONDEMNATION	1,679,433.00	0.00	0.00	0.00	1,679,433.00
35 COLLECTED FOR OTHERS	212,424.00	35,509.70	28,085.32	0.00	219,848.38
36 LIBRARY FEE	222.50	308.00	222.50	0.00	308.00
37 TOTAL SAVINGS BALAN	2,720,484.48	735,045.55	208,868.70	0.00	3,246,661.33
38 SPECIAL ESCROW	0.00	0.00	0.00	0.00	0.00
39 TOTAL ALL FUNDS	2,720,484.48	735,045.55	208,868.70	0.00	3,246,661.33

Nelson County Circuit and District Court New Case Filings for December 2025

Year	Case Group	Case Category	Dec	Total
2025	Circuit Civil	Civil Suit	39	39
		Foreclosure	8	8
		Other Circuit Civil	1	1
		Total	48	48
	Circuit Criminal	Total	35	35
	Domestic Relations	Domestic & Family	16	16
		Domestic Violence	15	15
		Interpersonal Protection	2	2
		DV Petition Denied	5	5
		IP Petition Denied	6	6
		Total	44	44
	Juvenile	Abuse / Neglect	4	4
		Paternity	3	3
		Status	6	6
		Delinquency	3	3
		Total	16	16
	District Civil	Disability & Health	8	8
		Probate	29	29
		Forcible Detainer	9	9
		Small Claims	3	3
		Other District Civil	134	134
		Total	183	183
	District Criminal	Felony	31	31
		Misdemeanor	51	51
		Traffic	155	155
		Total	237	237
	District Prepayable	Prepayable Traffic	120	120
Total		120	120	
Year Total		683	683	

Nelson County Circuit and District Court eFilings for December 2025

eFiling Summary Report - Overview - NELSON County

Num Of Days : 30

From: 12/3/2025 12:00:00 AM

To: 1/2/2026 12:00:00 AM

Submittals By Type

New eFilings	New eCitations	Subsequent eFilings	Judge Orders	Alias Summons	Return of Service
289	358	1640	467	37	237

Payments

Payment Type	Num of Payments	Total Cost	Avg Cost Per Filing
Credit Card Preauth	266	\$47,512.50	\$178.62
In Name of Commonwealth	5	\$683.60	\$136.72
Total	271	\$48,196.10	\$315.34

Attachments & Service

Total Filed	Total Pages	Avg Pages per Filing	Num of Service
595	6942	6	382

eFilers

Total Number of eFilers	Individual Number of eFilers	Avg Num of eFilings per Individual
1831	271	6

Treasurer Report

Nelson County Fiscal Court
Treasurer Report - All Funds Combined
 July through December 2025

	Jul - Dec 25	Budget	\$ Over Budget	% of Budget
Ordinary Income/Expense				
Income				
4100 · Taxes	8,148,322.53	12,478,000.00	(4,329,677.47)	65.3%
4300 · Excess Fees	38.74	458,000.00	(457,961.26)	0.0%
4400 · Licenses & Permits	258,041.86	470,700.00	(212,658.14)	54.8%
4500 · Intergovernmental Revenues	3,779,479.47	6,017,900.00	(2,238,420.53)	62.8%
4600 · Charges for Services	6,334,084.73	12,438,200.00	(6,104,115.27)	50.9%
4700 · Miscellaneous Revenues	1,119,653.86	2,076,600.00	(956,946.14)	53.9%
4801 · Interest	1,739.78	3,100.00	(1,360.22)	56.1%
4802 · Interest - Investments	4,158.75	40,500.00	(36,341.25)	10.3%
Total Income	19,645,519.72	33,983,000.00	(14,337,480.28)	57.8%
Gross Profit	19,645,519.72	33,983,000.00	(14,337,480.28)	57.8%
Expense				
5000 · General Government	1,404,761.32	2,667,300.00	(1,262,538.68)	52.7%
5100 · Public Protection	5,106,024.66	10,737,000.00	(5,630,975.34)	47.6%
5200 · General Health & Sanitation	3,423,907.56	7,368,600.00	(3,944,692.44)	46.5%
5300 · Social Services	46,880.05	99,200.00	(52,319.95)	47.3%
5400 · Recreation & Culture	921,683.80	1,620,300.00	(698,616.20)	56.9%
6100 · Roads	2,956,034.14	4,067,618.00	(1,111,583.86)	72.7%
6200 · Airports	12,000.00	12,000.00		100.0%
6300 · Transportation Services		253,000.00	(253,000.00)	
8000 · Capital Projects	1,729,682.10	2,605,654.00	(875,971.90)	66.4%
9000 · Administrative Expenses	4,185,939.32	7,121,800.00	(2,935,860.68)	58.8%
9200 · Transfers to Reserves		7,629,900.00	(7,629,900.00)	
Total Expense	19,786,912.95	44,182,372.00	(24,395,459.05)	44.8%
Net Ordinary Income	(141,393.23)	(10,199,372.00)	10,057,978.77	1.4%
Other Income/Expense				
Other Income				
4901 · Budgeted Carryover Fund Balance	7,537,399.76	6,699,372.00	838,027.76	112.5%
4901c · Budgeted Carryover Investment	3,721,475.75	3,500,000.00	221,475.75	106.3%
4909 · Transfers Out	(2,620,919.83)	(6,041,100.00)	3,420,180.17	43.4%
4910 · Transfers In	2,620,919.83	6,041,100.00	(3,420,180.17)	43.4%
Total Other Income	11,258,875.51	10,199,372.00	1,059,503.51	110.4%
Net Other Income	11,258,875.51	10,199,372.00	1,059,503.51	110.4%
Net Income	11,117,482.28		11,117,482.28	100.0%

Jailer's Report

Population Analysis By Classification And Sex 12/31/2025 to 12/31/2025

Classification Summary

Date	Totals	AS	CC-1	CD-1	CD-2	CD-3	CI	CIRCUIT COURT	COUNTY-DISTRICT	COURTESY HOLD	DRUG COURT	PAROLE VIOLATION	SENTENCED-CIRCUIT	SENTENCED-DISTRICT	SPENCER COUNTY	SPENCER COUNTY	WASHINGTON COUNTY	WEEKEND	WORK RELEASE	Grand Total
12/31/2025		5	3	7	2	4	9	59	37	4	1	2	1	1	3	1	1	3	1	144

Note: Report Revised to Include Inmates that are on TEMP status meaning out to court in other counties etc. to give a better picture of population.

Classification Specific Breakdown

Classification	Date	Totals	Female	Male	Total
AS	12/31/2025			1	4
CC-1	12/31/2025				3
CD-1	12/31/2025			1	6
CD-2	12/31/2025				2
CD-3	12/31/2025				4
CI	12/31/2025			2	7
CIRCUIT COURT	12/31/2025			7	52
COUNTY-DISTRICT	12/31/2025			5	32
COURTESY HOLD	12/31/2025			1	3
DRUG COURT	12/31/2025				1
PAROLE VIOLATION	12/31/2025				2
SENTENCED- CIRCUIT	12/31/2025				1
SENTENCED-DISTRICT	12/31/2025				1
SPENCER COUNTY	12/31/2025			1	2
SPENCER COUNTY WORK	12/31/2025				1
WASHINGTON COUNTY	12/31/2025			1	1
WEEKEND	12/31/2025			2	1
WORK RELEASE	12/31/2025				1
Grand Total			21	123	144

2023: Booking and Releases
Booked: 1,887
Released: 1,856

2024: Booking and Release
Booked: 1882
Released: 1876

2025 to 2025: Bookings and Release
Booked: 1904
Released: 1851

State: 32
County: 108
Washington County: 1
Spencer County: 3
Mercer: 0

State Inmate Revenue Per Day: \$ 1,130.88
Regional Inmate Revenue Per Day: \$ 128.00

Circuit Court: 59
District Court: 37

Recidivism Rate: 56.79 % (2 Year Look-Back)

Average Length of Stay: 100/Days
Average Length of Stay Felony: 123/Days
Average Length of Stay Misdemeanor: 38/Days

Over Population: 43.14%
Over Population Males: 31.91%
Over Population Females: 175%

Work Program (Start February 27, 2023) (November 2025) -
Total Inmate Hours Worked: 73,434
Total Inmate Work Days (per inmate): 8,179
Labor Savings @ 20 dollars/hour = \$ 1,486,680

State Inmate Workers (Outside)
CC-1 = 3
CD-1 = 7
CD-2 = 2
AS = 5
Total = 17

State Inmate Workers (Inside - Medium)
CD-3 = 4

Inmates Awaiting Classification: 9



Fiscal Court Report December 2025

Note:
Violent Felony Charges: 21
Sex Offender Charges and/or Charges Against Children: 9

Note:
1) Jail Fully Staffed.

2) Partnering with (2) local organizations to start community garden for 2026 more details soon.

3) Inmate work crew hired extra part time Deputy to assist at animal control on the weekends with inmates cleaning and assisting.

4) Inmate work program as exceeded 1.4 Million in Labor.

5) Kentucky Department of Corrections and Courts released during the month of December 29 total state inmates, either pulled them into prison, released, or sent to Treatment/SAP. This hit our state inmate program very hard. I worked with other County's and was able to pull in inmates from Jefferson, Larue, and Franklin County's to get our numbers back in the 30+'s.

6) Starting this month Pretrial Regional Drug Testing

Inmate(s) requiring medical clearance before acceptance into facility:

2024:
Bookings: 1882
Inmates sent for clearance: 13
Percentage of Bookings: 0.69%

2025:
Bookings: 1904
Inmates sent for clearance: 24
Percentage of Bookings: 1.26%

Jailer's Free Work to the County (Information Technology) Work:
"IT Work"
Nelson County Correctional Center: 307
Judge Executive Office: 20
Nelson County Clerk: 1
Nelson County Sheriffs Office: 56
Nelson County Coroner: 1
Nelson County Planning and Zoning: 1
Nelson County Road Department: 3
Nelson County Animal Control: 7
Total Hours: 396 / Savings @ \$80 hr = \$ 31,680

EMS Report

1/15/2026

Monthly EMS Report
December 2025

Areas	Monthly Completed Runs	Monthly No Transport / Pending	Monthly Total Calls	Year-To-Date Total Calls	Monthly Charges	Year-To-Date Charges (Fiscal Year)	Average Charge per Run for Month	Average Charge per Run Year-to-Date (Fiscal Year)
TOTAL	534	94	628	3878	\$ 912,532.12	\$ 4,794,870.05	\$ 1,453.08	\$ 1,236.43
Average Per Day	17.2	3.0	20.3	21.1	\$ 29,436.52	\$ 26,059.08		
Gross Income (YTD)						\$ 1,609,908.00	2024 = 1,627,830	
Collection Per Run (YTD)						\$ 415.14	2024 = 400.75	
Cost Per Run (YTD)						\$ 620.77	2024 = 539.86	
Difference (YTD)						\$ (205.63)	2024 = (139.11)	
Total Fees Collected for Month					\$ 243,706.73			
Average Loaded Mileage Per Run					19.75			
Returns To Station 1 / Browns Lane / Culvertown					72			
Overdose Chief Complaint per CAD (Dispatch)					11			
EMS Documented Poisoning / Drug Ingestion					3			
Emergency Scene Responses					423			
Emergency Inter-Facility Transfers from Flaget					6			
Non-Emergent Scene Responses					17			
Non Emergent Inter-Facility Transfers from Flaget					110			
Average Total Call Time					1:08:35			
Average Call Received to On Scene					12:09			
Previous Year 2024	Totals		666	4062	\$ 850,903.15	\$ 4,580,752.01		
Difference From Current Year			-38	-184	\$ 61,628.97	\$ 214,118.04		
Previous Year 2023	Totals		644	3958	\$ 787,003.19	\$ 4,831,967.00		
Difference From Current Year			-16	-80	\$ 125,528.93	\$ (37,096.95)		
Previous Year 2022	Totals		618	3272	\$ 582,945.64	\$ 3,120,939.52		
Difference From Current Year			10	606	\$ 329,586.48	\$ 1,673,930.53		
Previous Year 2021	Totals		707	3915	\$ 552,236.20	\$ 3,321,482.79		
Difference From Current Year			-79	-37	\$ 360,295.92	\$ 1,473,387.26		
Previous Year 2020	Totals		654	3968	\$ 474,265.83	\$ 2,991,726.72		
Difference From Current Year			-26	-90	\$ 438,266.29	\$ 1,803,143.33		
LIFT ASSIST		5	Previous Month		18	Same Month Last Year		20

Sheriff's Report

Nelson County Sheriff's Office Fiscal Court Stats



December 2024/2025

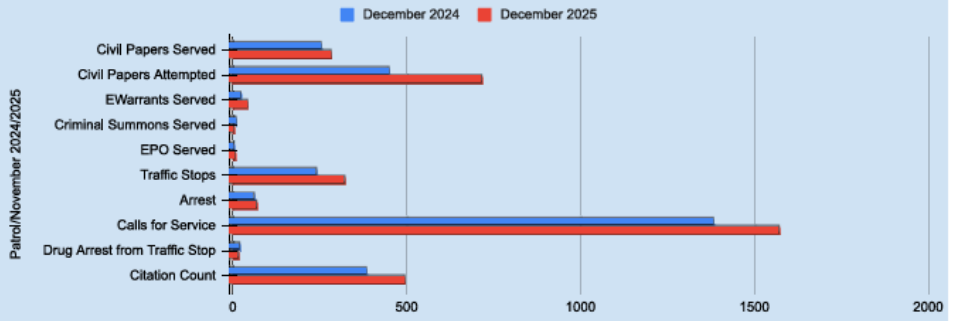
Patrol	December 2024	December 2025
Civil Papers Served	254	285
Civil Papers Attempted	452	718
EWarrants Served	26	44
Criminal Summons Served	10	4
EPO Served	4	7
Traffic Stops	241	325
Arrest	64	71
Calls for Service	1384	1574
Drug Arrest from Traffic Stop	20	17
Citation Count	387	496

Collision Reports	2024	2025
Non-Injury	20	31
Injury	2	3
Fatal	0	0
Total	22	34

Vehicle Inspections	223
Transports	32
Open Records	5

Evidence Room Stats	
Evidence Entered	58
Destruction	76
Released Property	6
Expungements	15
Evidence out to Lab	Postponed-Jan 5
Evidence in from Lab	3
Orders Waiting from Comm Att	

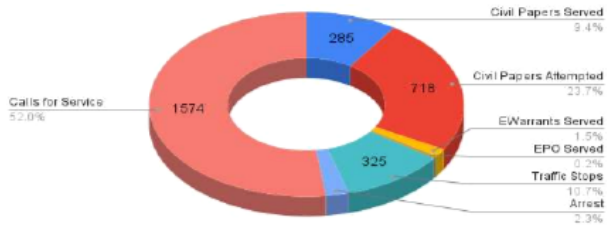
December 2024 and December 2025



General Detectives Year to Date Stats				
CC/Citation	Indictments	Resolved	Unresolved	Total Cases
30	65	155	17	174

Narcotic Detectives Year to Date Stats				
CC/Citation	Indictments	Search Warrants	Total Cases	Arrests
17	18	19	8	31

December 2025



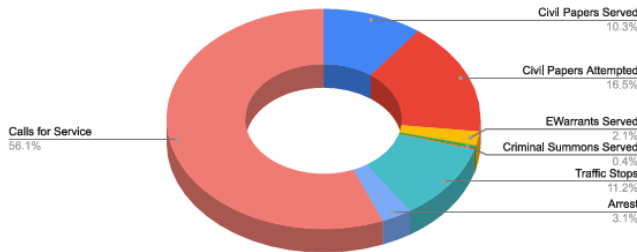
Nelson County Sheriff's Office Yearly Stats

2025

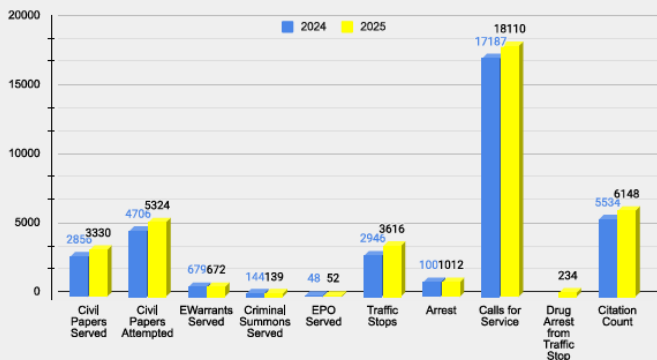
	2024	2025
Civil Papers Served	2856	3330
Civil Papers Attempted	4706	5324
EWarrants Served	679	672
Criminal Summons Served	144	139
EPO Served	48	52
Traffic Stops	2946	3616
Arrest	1007	1012
Calls for Service	17187	18110
Drug Arrest from Traffic Stop		234
Citation Count	5534	6148

Collision Reports		
	2024	2025
Non-Injury	319	333
Injury	76	65
Fatal	5	3
Total	400	401

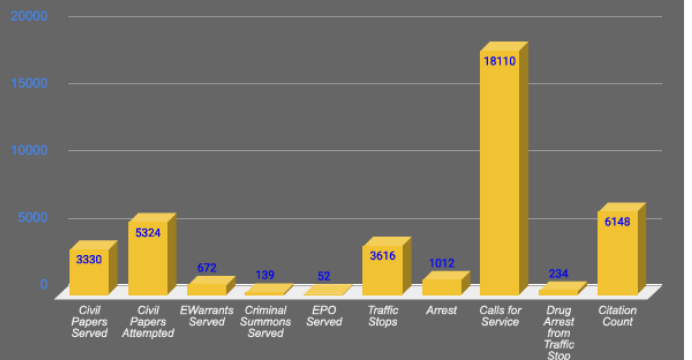
2025 Yearly Stats



2024 and 2025



2025 End of Year Stats



Planning & Zoning

Zoning Compliance Permits YTD - 2025

ZONING COMPLIANCE PERMITS	Jan-25	Feb-25	Mar-25	Apr-25	May-25	Jun-25	Jul-25	Aug-25	Sep-25	Oct-25	Nov-25	Dec-25	Totals by Type
Accessory Structure	6	14	29	16	21	25	23	21	21	20	16	8	220
Accessory Use Structure Addition	2	0	1	1	2	0	0	5	2	2	0	2	17
Accessory Use Structure Demo	0	0	0	0	0	0	0	1	0	1	1	0	3
Ag Structure	0	0	0	0	0	5	5	8	3	1	1	2	25
Accessory Dwelling	2	0	0	0	0	0	0	0	0	0	0	1	3
Cell Tower Upgrade	0	0	0	0	0	0	0	2	0	0	0	0	2
Change of Use	1	0	0	1	8	7	14	4	3	4	1	3	46
Commercial Alterations	0	0	5	4	1	0	5	3	3	2	3	1	27
Commercial Structure	2	3	0	2	2	2	3	3	3	1	0	1	22
Commercial Structure Demo	0	0	0	0	0	2	1	0	0	0	0	0	3
Industrial Structure	0	3	0	1	0	0	1	0	1	2	0	0	8
Manufactured Home (Single & Double)	0	2	1	4	0	1	0	2	1	2	0	3	16
Multi-Family Residential	0	0	3	0	0	0	0	0	3	1	0	1	8
Renovation	0	0	0	0	0	0	0	0	0	0	2	0	2
Single Family Demolition	0	0	1	0	1	1	1	0	0	0	1	0	5
Single Family Residential	7	16	16	23	13	19	13	24	15	14	14	7	181
Single Family Accessory Dwelling (ADU)	5	2	2	2	2	0	1	1	0	2	0	0	17
Single Family Addition	0	0	11	9	2	12	4	14	13	5	3	3	76
Single Family Alterations	0	0	2	1	3	4	3	0	2	1	0	0	16
Single Family Townhouse	0	0	0	0	0	0	0	0	0	0	0	0	0
Temporary Tent	0	0	0	0	0	3	1	7	0	1	0	0	12
Monthly Totals	25	40	71	64	55	81	75	95	70	59	42	32	709

Landfill Report

- 2025 Totals
 - 23,020 loads were brought to the Landfill
 - 93,600 Tons
 - 3,911 Roll Off Box Turns

Load Type	Loads	Tons
Pickup Truck	8,732	1,969.69
Pickup with Trailer	1,714	3765.6
Flat Bed Truck	307	605.14
Dump Truck	935	3,181.74
Roll-off Truck	5,987	32,780.84
Garbage Packer	4,198	38,514.2
Tractor Trailer	772	11,757.6

- Completing Annual Reports
- Recycle Grant – Getting list of needs from City and Guthrie Opportunity Center to submit Recycle Grant

Engineering & Facility Report

1. Waterlines

- a. Hurricane Hills / Masden Road Waterline Project
 - i. Finishing Punchlist Items
 - ii. Coordinating with Customers and the city to hook up meters

1. Internet

- a. N. Stillwell is waiting for a utility pole off Bellwood Road in a field to be replaced before this area can be served. It is a cross-country feed.
- b. S. Stillwell waiting on City of Bardstown contractor to bore from Hwy 46 to past the electric transformer area (~ 1,000 feet).
- c. Vittitow Ford. Bardstown should be making connections, and residents will be able to get internet soon.
- d. No updates from Charter on South End projects along Hwy 49. Indicated waiting on Salt River to change out utility poles to taller poles for proper clearance. Approx. 1,200 poles are requested to be changed out in Nelson County.

2. Old Courthouse

- a. All 2nd-floor items (HVAC), painting, and ceiling tile are complete. Furniture moved back into 2nd floor.
- b. Terrazzo flooring scheduled to be completed by the end of the week of 1/23/26.
- c. Carpet scheduled for installation in 1st floor conference room week of 1/26/26
- d. Finish painting, hardware installed, and electrical done by the end of January.
- e. Still scheduled to move furniture back into building 2nd or 3rd week of February.

3. County Clerk Office, Sheriff Building, Jail & Justice Center flat roofs.

- a. Jail Roof complete.
- b. Old Courthouse Roof 95% complete.
- c. County Clerk's office 95% complete.
- d. Sheriff/Bardstown PD/Dispatch; 50-60% complete.

4. Stevens Lane Bridge

- a. Finish installing guardrail on 1/19/26. Then the bridge will open.

5. Sullivan Lane Bridge

- a. Concrete Box Beams have been installed.
- b. Concrete deck on beams poured 1/8/26. Waiting on concrete to cure for 28-days.

County Clerk Report

Motor Vehicle Transactions

Registration Action	Column Type	2024 DECEMBER	2025 DECEMBER
Decal Replacement	Number by Month	24	31
Registration Reprint with Fee	Number by Month	0	0
Registration Reprint with No Fee	Number by Month	71	0
First Time New	Number by Month	710	677
Out of State	Number by Month	103	123
Renewals	Number by Month	2615	2808
Transfer	Number by Month	19	4
Weight Change	Number by Month	8	4
LIENS	Number by Month	337	582
Totals	Number by Month	3887	4229

Recording Department

Registration Action	Column Type	2024 DECEMBER	2025 DECEMBER
Articles of Incorporation	Number by Month	2	0
Bail Bond	Number by Month	1	0
Bail Bond Release	Number by Month	3	2
Plat	Number by Month	14	6
Affidavit of Descent	Number by Month	5	10
Agreement	Number by Month	3	2
Corrected Affidavit of Descent	Number by Month	0	0
Contract	Number by Month	0	1
Protective Covenant	Number by Month	0	1
Amended Protective Covenant	Number by Month	0	0
Deed Affidavit	Number by Month	1	0
Deed	Number by Month	161	166
Deed of Correction	Number by Month	2	2
Easement	Number by Month	2	1
Lease	Number by Month	0	2

Lease Assignment	Number by Month	0	1
Option	Number by Month	0	1
Power of Attorney	Number by Month	12	13
Easement Release	Number by Month	0	0
City Lien	Number by Month	0	0
City Lien Release	Number by Month	9	0
Encumbrance	Number by Month	15	45
Amended Encumbrance	Number by Month	0	0
Encumbrance Release	Number by Month	25	17
Federal Tax Lien	Number by Month	0	2
Federal Tax Lien Release	Number by Month	0	1
Guardianship Order	Number by Month	6	1
State Tax Lien	Number by Month	5	4
State Tax Lien Release	Number by Month	7	2
Tax Lien Assignment	Number by Month	0	0
Tax Lien	Number by Month	0	0
Tax Lien Release	Number by Month	6	4
Fixture Filing Assignment	Number by Month	0	0

Fixture Filing Continuation	Number by Month	0	0
Fixture Filing Partial Release	Number by Month	0	0
Fixture Filing Release	Number by Month	3	0
Fixture Filing	Number by Month	6	4
Marriage License	Number by Month	12	22
Assumed Name	Number by Month	3	1
Affidavit of Conversion	Number by Month	1	0
Land Use Restrictions	Number by Month	0	13
Miscellaneous Record	Number by Month	0	1
Name Change	Number by Month	4	4
Release Miscellaneous	Number by Month	2	0
Mechanics Lien	Number by Month	0	2
Mechanics Lien Release	Number by Month	0	0
Assignment	Number by Month	10	13
Assumption Agreement	Number by Month	0	0
Mortgage	Number by Month	72	106
Mortgage Amendment	Number by Month	1	1
Mortgage Modification	Number by Month	5	2

Mortgage with Assignment	Number by Month	61	88
Partial Release	Number by Month	10	7
Release	Number by Month	138	177
Assignment of Rents/Leases	Number by Month	10	9
Subordination Agreement	Number by Month	0	1
Notary Bond	Number by Month	14	17
Certified Copy	Number by Month	17	99
Copy	Number by Month	37	20
Delinquent Tax Payment	Number by Month	26	15
Transit Merchant	Number by Month	0	0
Order/No Fee	Number by Month	3	2
Will Disclaimer	Number by Month	0	0
Will	Number by Month	18	12
Total		732	900

Road Dept Report

Culverts

- Replaced two cross-drain 36"x 16' culverts with two 36" x 30' to widen the road at 3720 Patton Rd. Due to the road was settling. We will pave that section when the weather permits. Right now, it's DGA.
- Installed a new 18" x 36' cross-drain culvert on Stevens Ln. bridge project.

Trees

- Cut several dead trees on J.R. Ballard.
- Cut Several dead trees on Murray's Run Rd.
- Cleaned up a tree that fell on Ballard Ln.
- Cleaned up a tree that fell on Clear Creek Dr. due to the wind.

Shoulders

- Shouldered the following roads with DGA that had low shoulders mostly from repaving.
- Bowling Pike, Higdon Loop, Perman Clark, Jim Clark Rd, Leslie Clark Rd, Toll gate Rd. Moss Brown Rd, Eddie Miles Rd, Ritchie Ln,
- Old Hen Peck Rd, Wilson Creek, Weller Loop.

Bridges

- The approaches and shoulder work have been completed at this time with DGA at Stevens Ln. When the weather permits, we will go back and pave approaches. The guardrail should be finished today and if so, Stevens Ln. will be reopened 1/20/26.

County Attorney Report

- Prosecuted 860 cases in the District Court
- Assisted citizens in filing Mental Inquest Warrants, Guardianship, and Casey's law petitions
 - Reviewed 14 Citizen Complaints
 - Processed 7 Open Records Requests
- The Division of Child Support is maintaining a strong run in processing and enforcing child support
- Advised the following agencies with legal advice: Sheriff, Road, Coroner, and Nelson Judge Executive's Office